



EQUIPMENT CATALOGUE
EFFECTIVE
DECEMBER 2017








WHEEL BALANCERS
and Original Accessories

REL. JUNE 2018

NEXT RELEASE JULY 2018

The company declines any responsibility for any complaint coming from the use of not original accessories or spares with consequent forfeiture of the CE conformity declaration

COLOR TABLE

RAL 3002		Corgi / Citroen Red	/16
RAL 9007		Mercedes Grey	/37
RAL 7040		Volkswagen / Fiat Grey	/39
RAL 7030		Maserati / Ferrari Grey	/69
RAL 7016		BMW Grey	/34
RAL 5002		Peugeot Blue	/20
RAL 1003		Renault Yellow	/45

Different colors subject to confirmation of the Export dept.

SUMMARY

OFF-THE-VEHICLE WHEEL BALANCERS FOR CARS

EYE-LIGHT PLUS DIAGNOSTICLINE	4
EM 9980C PLUS DIAGNOSTICLINE	5
EM 9780C PLUS AUTOMATICLINE	6
EM 9580 C PLUS LASERLINE	7
EM 9580 PLUS LASERLINE	8
EM 9550 C PLUS LASERLINE	9
EM 9550 PLUS LASERLINE	10
EM 9380 C XLINe	11
EM 9380 XLINe	12
EM 9350 C XLINe	13
EM 9350 XLINe	14
EM 9280 C COMPACTLINE	15
EM 9280 COMPACTLINE	16
EM 9250 COMPACTLINE	17

BIKELINE WHEEL BALANCERS

EM 9250 BASIC BIKELINE	18
--	----

ACCESSORIES FOR WHEEL BALANCERS FOR CARS AND MOTORCYCLE	19
--	-----------

WHEEL BALANCERS FOR MOBILE SERVICE

EM 43 TILT UP	43
EM 43 SLIDE	44
EM 43 HS MOTOR	45
RECOMMENDED ACCESSORIES FOR MOBILE SERVICE	46

FINISH BALANCERS FOR TRUCKS AND PASSENGER CAR

EF14	48
EF13	49
ACCESSORIES FOR FINISH WHEEL BALANCERS	50

OFF-THE-VEHICLE WHEEL BALANCERS FOR TRUCKS

ET88	51
ET77	52
ET66 MO	53
ET66 MA	54
ACCESSORIES FOR OFF-THE-VEHICLE WHEEL BALANCERS FOR TRUCKS	55

OFF-THE-VEHICLE WHEEL BALANCERS FOR CARS

EYE-LIGHT PLUS DIAGNOSTICLINE



SLUG
COD. 8-21100221

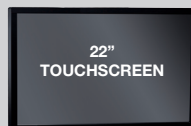


COD.
8-21120006




COD.
8-21100142

STANDARD ACCESSORIES



COD. 5-120500A



x3



FOR WiNUT
VERSION



32"



CODE	ELECTRICAL SUPPLY	DESCRIPTION
0-21101101/16	100-230V / 1Ph / 50-60Hz	Diagnostic machine for tyre shops, work shops, car dealers and cars manufacturers; 22" touchscreen monitor; no-contact data measurement with double laser triangulator; easy-to-use punctiform laser ; Wireless automatic wheel locking device (WiNUT) ; "Zero-space" wheel carter with automatic opening; industrial PC, camera and complete diagnosis (radial and lateral run-out, Tread depth and wheel drift); Weight management; iPos Lite for smart wheel positioning;
0-21101100/16	100-230V / 1Ph / 50-60Hz	As above but with pedal operated automatic wheel locking

NEW




OFF-THE-VEHICLE WHEEL BALANCERS FOR CARS

EM 9980C PLUS DIAGNOSTICLINE



COD.
8-21100221



Ø 42÷118,5 mm



STANDARD ACCESSORIES



x3

FOR WiNUT
VERSION



COD.
8-21120006

COD.
802227308



COD.
5-120500A

COD.
8-21100142



32"



CODE	ELECTRICAL SUPPLY	DESCRIPTION
0-21109984/16	100-230V / 1Ph / 50-60Hz	Machine for tyre shops, work shops, car dealers and cars manufacturers; 22" touchscreen monitor; no-contact data measurement with double laser triangulator; easy-to-use punctiform laser; diagnostic of radial and lateral wheel run out; easy-to-use punctiform laser ; Wireless automatic wheel locking device (WiNUT) ; "Zero-space" wheel carter; Weight management; iPos Lite for smart wheel positioning.
0-21109983/16	100-230V / 1Ph / 50-60Hz	As above but with pedal operated automatic wheel locking

NEW





OFF-THE-VEHICLE WHEEL BALANCERS FOR CARS

EM 9780C PLUS AUTOMATICLINE



STANDARD ACCESSORIES

COD.
8-21100221



FOR WiNUT
VERSION



COD.
8-21120006




COD.
802227308



COD.
5-120500A



COD.
8-21100142



CODE	ELECTRICAL SUPPLY	DESCRIPTION
0-21109784/16	100-230V / 1Ph / 50-60Hz	Machine for tyre shops, work shops, car dealers and cars manufacturers; no-contact data input (combined system LASER-SONAR) including 22" touchscreen monitor; punctiform laser in ergonomic position; Wireless automatic wheel locking device (WiNUT) ; "Zero-space" wheel carter; Weight management; iPos Lite for smart wheel positioning. Wheel diagnostic, counterweights dispenser and support for HPC are optional.
0-21109783/16	100-230V / 1Ph / 50-60Hz	As above but with pedal operated automatic wheel locking

NEW




OFF-THE-VEHICLE WHEEL BALANCERS FOR CARS

EM 9580 C PLUS LASERLINE



STANDARD ACCESSORIES

COD.
8-11100221



COD.
802227308



COD.
8-21100159



COD.
8-21100142



FOR WiNUT
VERSION



CODE	ELECTRICAL SUPPLY	DESCRIPTION
0-21109588/16	100-230V / 1Ph / 50-60Hz	Wheel balancer with LaserLine indicator, automatic data input with Fast Selection Program, exclusive Wireless locking device (WiNUT), automatic wheel clamping, "Zero Space" wheel guard, WM program included (monitor and Sonar NOT included) Exclusive wireless locking system
0-21109586/16	100-230V / 1Ph / 50-60Hz	Wheel balancer with LaserLine indicator, automatic wheel clamping, automatic data input with Fast Selection Program, "Zero Space" wheel guard, WM program included (monitor and Sonar NOT included)

NEW



OFF-THE-VEHICLE WHEEL BALANCERS FOR CARS

EM 9580 PLUS LASERLINE



COD.
8-21100221



Ø 42÷118,5 mm



STANDARD ACCESSORIES



x3

COD.
802227308



COD.
8-21100159



COD.
8-21100142



28"



CODE	ELECTRICAL SUPPLY	DESCRIPTION
0-21109587/16	100-230V / 1Ph / 50-60Hz	Wheel balancer with LaserLine indicator, manual wheel clamping, automatic data input with Fast Selection Program, "Zero Space" wheel guard, WM program included (monitor and Sonar NOT included)

NEW




OFF-THE-VEHICLE WHEEL BALANCERS FOR CARS

EM 9550 C PLUS LASERLINE



COD.
8-21100221




COD.
802227308

STANDARD ACCESSORIES



COD.
8-21100159



CODE	ELECTRICAL SUPPLY	DESCRIPTION
0-21109556/16	100-230V / 1Ph / 50-60Hz	Display wheel balancer with LaserLine indicator, automatic wheel clamping, automatic data input with Fast Selection Program, "Zero Space" wheel guard, WM program included (Sonar NOT included)

NEW



OFF-THE-VEHICLE WHEEL BALANCERS FOR CARS

EM 9550 PLUS LASERLINE



COD.
8-21100221



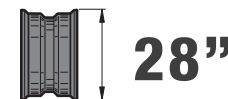
COD.
802227308



STANDARD ACCESSORIES



COD.
8-21100159



CODE	ELECTRICAL SUPPLY	DESCRIPTION
0-21109557/16	100-230V / 1Ph / 50-60Hz	Display wheel balancer with LaserLine indicator, manual wheel clamping, "Zero Space" wheel guard, WM program included, (Sonar NOT included)

NEW

CORGI

OFF-THE-VEHICLE WHEEL BALANCERS FOR CARS

EM 9380 C XLINE




STANDARD ACCESSORIES

COD.
8-21100221



COD.
802227308



28"



CODE	ELECTRICAL SUPPLY	DESCRIPTION
0-21193802/16	200-230V / 1P _H / 50-60Hz	EM9380-C Xline , Machine with LaserLine indicator, automatic data input, Automatic wheel clamping, WM program included, (monitor NOT included).
0-21193803/16	100-115V / 1P _H / 50-60Hz	EM9380-C Xline , Machine with LaserLine indicator, automatic data input, Automatic wheel clamping, WM program included, (monitor NOT included).

NEW




OFF-THE-VEHICLE WHEEL BALANCERS FOR CARS

EM 9380 XLINE



COD.
8-21100221



COD.
802227308



STANDARD ACCESSORIES



CODE	ELECTRICAL SUPPLY	DESCRIPTION
0-21193800/16	200-230V / 1P _H / 50-60Hz	EM9380 Xline , Machine with LaserLine indicator, automatic data input (monitor NOT included), WM program included.
0-21193801/16	100-115V / 1P _H / 50-60Hz	EM9380 Xline , Machine with LaserLine indicator, automatic data input (monitor NOT included), WM program included.

NEW




OFF-THE-VEHICLE WHEEL BALANCERS FOR CARS

EM 9350 C XLINE




COD.
8-21100221



STANDARD ACCESSORIES



COD.
802227308



CODE	ELECTRICAL SUPPLY	DESCRIPTION
0-21193502/16	200-230V / 1P _H / 50-60Hz	LCD Display machine with LaserLine indicator, automatic data input and automatic wheel locking
0-21193503/16	100-115V / 1P _H / 50-60Hz	As above but with different power supply

NEW

■ = Standard ○ = Compatible - = NOT compatible





OFF-THE-VEHICLE WHEEL BALANCERS FOR CARS

EM 9350 XLINE



STANDARD ACCESSORIES

COD.
8-21100221



COD.
802227308



CODE	ELECTRICAL SUPPLY	DESCRIPTION
0-21193500/16	200-230V / 1P _H / 50-60Hz	EM9350 Xline , LCD display machine with LaserLine indicator, automatic data input with FSP.
0-21193501/16	100-115V / 1P _H / 50-60Hz	EM9350 Xline , LCD display machine with LaserLine indicator, automatic data input with FSP.

NEW

CORGHI

OFF-THE-VEHICLE WHEEL BALANCERS FOR CARS

EM 9280 C COMPACTLINE

STANDARD ACCESSORIES



CODE	ELECTRICAL SUPPLY	DESCRIPTION
0-21192804/16	200-230V / 1P _H / 50-60Hz	EM9280 C CompactLine , 'Wheel balancer, compact and essential with professional performances; Pneumatic wheel clamping (patent). Easy & Quick to use; Automatic wheel distance and diameter acquisition with SMARTARM for the automatic identification of the best balancing program;AWC (Auto Width Calculation): automatic calculation of the width even if the AWD external sensor is not present. The wheel balancer calculates the width by reducing the operational time;Automatic braking at end of measurement; Rpa system - research of the weight automation position and automatic clamping brake;Quick optimise, Hidden weight and Split weight programmes for motorcycles; 4 cones (42÷118,5mm); Monitor and PL50 not included
0-21192805/16	100-115V / 1P _H / 50-60Hz	EM9280 C CompactLine , as above, but with different power supply

NEW



OFF-THE-VEHICLE WHEEL BALANCERS FOR CARS

EM 9280 CompactLine



COD.
8-21100221



COD.
802227308



STANDARD ACCESSORIES



CODE	ELECTRICAL SUPPLY	DESCRIPTION
0-21192800/16	200-230V / 1P _H / 50-60Hz	EM9280 CompactLine , Machine with automatic data input, automatic brake at the end of the spin, RPA system, WM program included, (monitor NOT included).
0-21192801/16	100-115V / 1P _H / 50-60Hz	EM9280 CompactLine , Machine with automatic data input, automatic brake at the end of the spin, RPA system, WM program included, (monitor NOT included).
0-21192802/16	200-230V / 1P _H / 50-60Hz	EM9280 CompactLine , Machine with automatic data input, automatic brake at the end of the spin, RPA system, WM program included, (monitor and wheel guard NOT included).
0-21192803/16	100-115V / 1P _H / 50-60Hz	EM9280 CompactLine , Machine with automatic data input, automatic brake at the end of the spin, RPA system, WM program included, (monitor and wheel guard NOT included).


NEW




OFF-THE-VEHICLE WHEEL BALANCERS FOR CARS

EM 9250 COMPACTLINE

COD.
8-21100221



Ø 42÷118,5 mm



COD.
802227308



28"

Premium version


CODE	ELECTRICAL SUPPLY	DESCRIPTION
0-21192508/16	200-230V / 1P _H / 50-60Hz	PREMIUM Version: EM9250 CompactLine, LCD display machine with automatic data input and automatic brake at the end of the spin. Electric brake and RPA system.
0-21192509/16	100-115V / 1P _H / 50-60Hz	As above, but with different power supply.
0-21192510/16	200-230V / 1P _H / 50-60Hz	LCD display machine with automatic data input and automatic brake at the end of the spin, Electric brake and RPA system , (wheel guard NOT included).
0-21192511/16	100-115V / 1P _H / 50-60Hz	As above, but with different power supply.
0-21192504/16	200-230V / 1P _H / 50-60Hz	PROFESSIONAL Version: EM9250 CompactLine, LCD display machine with automatic data input and automatic brake at the end of the spin.
0-21192505/16	100-115V / 1P _H / 50-60Hz	As above, but with different power supply.
0-21192506/16	200-230V / 1P _H / 50-60Hz	LCD display machine with automatic data input and automatic brake at the end of the spin, (wheel guard NOT included).
0-21192507/16	100-115V / 1P _H / 50-60Hz	As above, but with different power supply.
0-21192500/16	200-230V / 1P _H / 50-60Hz	BASIC Version: EM9250 CompactLine, LCD display machine with manual data input and automatic brake at the end of the spin.
0-21192501/16	100-115V / 1P _H / 50-60Hz	As above, but with different power supply.
0-21192502/16	200-230V / 1P _H / 50-60Hz	LCD display machine with manual data input and automatic brake at the end of the spin (wheel guard NOT included).
0-21192503/16	100-115V / 1P _H / 50-60Hz	As above, but with different power supply.

NEW

CORGHI

WHEEL BALANCER BIKELINE



EM 9250 BASIC BIKELINE



CODE	ELECTRICAL SUPPLY	DESCRIPTION
0-21192512/16	200-230V / 1PH / 50-60Hz	EM 9250 Basic BikeLine LCD display wheel balancer with manual data input. Complete with BIKE UNIVERSAL KIT and PRA4








ACCESSORIES FOR WHEEL BALANCERS FOR CARS AND MOTORCYCLES

	DESCRIPTION	CODE	EYE-LIGHT PLUS	EM9980 C PLUS	EM7980 C PLUS	EM9580 C Plus	EM9580 Plus	EM9550 C Plus	EM9550 Plus	EM9380 C	EM9380	EM9350 C	EM9350	EM9280 C	EM9280	EM9250 PREMIUM	EM9250 PROFESSIONAL	EM9250 BASIC	EM9250 BASIC BIKELINE
MONITORS																			
	22" Wide screen monitor.	8-21100234	-	-	-	O	O	-	-	O	O	-	-	-	-	-	-	-	-
	19" Wide screen monitor.	8-21100235	-	-	-	O	O	-	-	O	O	-	-	O	O	-	-	-	-
	Cleaning kit for monitor.	8-21120006	■	■	■	O	O	-	-	O	O	-	-	O	O	-	-	-	-

NEW

■ = Standard O = Compatible - = NOT compatible




ACCESSORIES FOR WHEEL BALANCERS FOR CARS AND MOTORCYCLES

	DESCRIPTION	CODE	EYE-LIGHT PLUS	EM9980 C PLUS	EM7980 C PLUS	EM9580 C Plus	EM9580 Plus	EM9550 C Plus	EM9550 Plus	EM9380 C	EM9380	EM9350 C	EM9350	EM9280 C	EM9280	EM9250 PREMIUM	EM9250 PROFESSIONAL	EM9250 BASIC	EM9250 BASIC BIKE LINE
ELECTRONIC DEVICES																			
	WM Weight Management: Exclusive software routine (Weight Management) featuring a selection of programmes including the “Less Weight” programme for minimising balancing counterweight use.	8-21100142	■	■	■	■	■	-	-	■	■	-	-	■	■	-	-	-	-
	EG1 Width wheel measurement.	8-21100074	-	-	-	-	-	-	-	-	-	-	-	-	-	-	○	-	-
	AWD kit for wheel width measurement by Sonar sensor.	8-21100232	-	-	■	○	○	○	○	○	○	○	○	○	○	○	-	-	-
	RETROFIT KIT - WINUT to add the WiNut system to wheels balancers produced without it; for Eyclight, EM9980C, EM9580C manufactured starting from October 2015	8-21100242	○	○	○	○	-	-	-	-	-	-	-	-	-	-	-	-	-
	Sonar RUNOUT kit	8-21100250	-	-	○	-	-	-	-	-	-	-	-	-	-	-	-	-	-

NEW

■ = Standard ○ = Compatible - = NOT compatible





ACCESSORIES FOR WHEEL BALANCERS FOR CARS AND MOTORCYCLES

	DESCRIPTION	CODE	EYE-LIGHT PLUS	EM9980 C PLUS	EM7980 C PLUS	EM9580 C Plus	EM9580 Plus	EM9550 C Plus	EM9550 Plus	EM9380 C	EM9380	EM9350 C	EM9350	EM9280 C	EM9280	EM9250 PREMIUM	EM9250 PROFESSIONAL	EM9250 BASIC	EM9250 BASIC BIKE LINE
LIFTERS																			
	TT - ZERO GRAVITY Automatic self-balancing wheel lifter, 80 kg capacity	8-21100230	○	○	○	○	○	○	○	○	○	○	○	○	○	○	○	○	○
	TT-R Professional adjustable scissor wheel lifter, one handed control, 80 kg capacity	8-21100248	○	○	○	○	○	○	○	○	○	○	○	○	○	○	○	○	○
	TTØ mounting kit for TT-ZERO GRAVITY and TT-R wheel lifter, only for EM9380, EM9350, EM9280 and 9250.	8-21100231	-	-	-	-	-	-	-	○	○	○	○	○	○	○	○	○	○

NEW

■ = Standard ○ = Compatible - = NOT compatible




ACCESSORIES FOR WHEEL BALANCERS FOR CARS AND MOTORCYCLES

	DESCRIPTION	CODE	EYE-LIGHT PLUS	EM9980 C PLUS	EM7980 C PLUS	EM9580 C Plus	EM9580 Plus	EM9550 C Plus	EM9550 Plus	EM9380 C	EM9380	EM9350 C	EM9350	EM9280 C	EM9280	EM9250 PREMIUM	EM9250 PROFESSIONAL	EM9250 BASIC	EM9250 Basic BikeLINE
	Flap kit for TT-ZERO GRAVITY and TT-R wheel lifter (it allows to mount the lifter on wheel balancers with lateral foot) for EM9280, EM9250.	8-21600132	-	-	-	-	-	-	-	-	-	-	-	o	o	o	o	o	o
	TT 80 Universal pneumatic lifter, max load kg 80.	8-21100161	o	o	o	o	o	o	o	o	o	o	o	o	o	o	o	o	o
	FTT1 Mounting kit for TT80.	8-21100163	-	-	-	-	-	-	-	o	o	o	o	o	o	o	o	o	o
	FTT2 Mounting kit for TT80.	8-21120002	o	o	o	o	o	o	o	-	-	-	-	-	-	-	-	-	-

NEW

■ = Standard o = Compatible - = NOT compatible

ACCESSORIES FOR WHEEL BALANCERS FOR CARS AND MOTORCYCLES





	DESCRIPTION	CODE	EYE-LIGHT PLUS	EM9980 C PLUS	EM7980 C PLUS	EM9580 C Plus	EM9580 Plus	EM9550 C Plus	EM9550 Plus	EM9380 C	EM9380	EM9350 C	EM9350	EM9280 C	EM9280	EM9250 PREMIUM	EM9250 PROFESSIONAL	EM9250 BASIC	EM9250 BASIC BIKE LINE
CUSTOMIZATION KITS																			
	Support panel for HPC High Precision Collets centering kit, painted in red color (for EM9780-C PLUS, EM9980-C Plus painted in red color RAL 3002 in /16)	8-21100253/16	-	○	○	○	○	○	○	-	-	-	-	-	-	-	-	-	-
	Support panel for HPC High Precision Collets centering kit, painted in black color (for EM9780C PLUS, EM9980-C PLUS painted in other colors, NOT RAL 3002 in /16)	8-21100253/90	■	○	○	○	○	○	○	-	-	-	-	-	-	-	-	-	-
	PL50 Foot for installation without anchoring to floor. Maximum wheel weight is limited to 50 Kg with the foot installed.	8-21100158/16	-	-	-	-	-	-	-	-	-	-	-	○	○	○	○	○	○
	Customization colour kit only for EM9250 and EM9280	8-21100245/xx	-	-	-	-	-	-	-	-	-	-	-	○	○	○	○	○	○

NEW

■ = Standard ○ = Compatible - = NOT compatible









ACCESSORIES FOR WHEEL BALANCERS FOR CARS AND MOTORCYCLES

	DESCRIPTION	CODE	EYE-LIGHT PLUS	EM9980 C PLUS	EM7980 C PLUS	EM9580 C Plus	EM9580 Plus	EM9550 C Plus	EM9550 Plus	EM9380 C	EM9380	EM9350 C	EM9350	EM9280 C	EM9280	EM9250 PREMIUM	EM9250 PROFESSIONAL	EM9250 BASIC	EM9250 BASIC BIKELINE
MISCELLANEOUS																			
	DISPENSER KIT : easy-to-use dispenser kit for adhesive counterweights coil (for EM 9580 Plus series, EM 9550 Plus series, EM9780-C PLUS, EM9980-C Plus and Eyclight Plus)	8-21100251	○	○	○	○	○	○	○	-	-	-	-	-	-	-	-	-	-
	Adhesive counterweights coil : metal coil 5 gr x 1200 - 6 kg (for EM 9580 Plus series, EM 9550 Plus series, EM9780-C PLUS, EM9980-C Plus and Eyclight Plus)	8-21100252	○	○	○	○	○	○	○	-	-	-	-	-	-	-	-	-	-
	Complete wheel guard kit for EM92xx series	8-21100246/90	-	-	-	-	-	-	-	-	-	-	-	○	○	○	○	○	○
	CB Pedal clamping brake only for EM9250.	8-21100191	-	-	-	-	-	-	-	-	-	-	-	-	-	○	○	○	○
	AWR adhesive weight remover.	802461006	○	○	○	○	○	○	○	○	○	○	○	○	○	○	○	○	○

NEW

■ = Standard ○ = Compatible - = NOT compatible

ACCESSORIES FOR WHEEL BALANCERS FOR CARS AND MOTORCYCLES

	DESCRIPTION	CODE	EYE-LIGHT PLUS	EM9980 C PLUS	EM7980 C PLUS	EM9580 C Plus	EM9580 Plus	EM9550 C Plus	EM9550 Plus	EM9380 C	EM9380	EM9350 C	EM9350	EM9280 C	EM9280	EM9250 PREMIUM	EM9250 PROFESSIONAL	EM9250 BASIC	EM9250 BASIC BIKE LINE
	Laser & Led kit.	8-21100238	-	-	-	-	-	-	-	-	-	-	-	O	O	O	O	-	-
	PR Inkjet USB printer.	8-21120005	O	O	O	-	-	-	-	-	-	-	-	-	-	-	-	-	-
	PRS Printer support kit.	8-21100236/90	O	O	O	-	-	-	-	-	-	-	-	-	-	-	-	-	-
	PFC Weight pliers.	802227308	■	■	O	■	■	■	■	■	■	■	■	■	■	■	■	■	■
	Clip for assisted application of adhesive weights only for EM92XX, EM93XX.	8-21100159	-	-	-	■	■	■	■	O	O	O	O	O	O	O	O	O	O
	PPT Bead depressor clamp.	8-21100225	O	O	O	O	O	O	O	O	O	O	O	O	O	O	O	O	O

NEW

■ = Standard O = Compatible - = NOT compatible

ACCESSORIES FOR WHEEL BALANCERS FOR CARS AND MOTORCYCLES





		DESCRIPTION	CODE	EYE-LIGHT PLUS	EM980 C PLUS	EM7980 C PLUS	EM9580 C Plus	EM9580 Plus	EM9550 C Plus	EM9550 Plus	EM9380 C	EM9380	EM9350 C	EM9350	EM9280 C	EM9280	EM9250 PREMIUM	EM9250 PROFESSIONAL	EM9250 BASIC	EM9250 BASIC BIKELINE			
WHEEL CENTERING KITS																							
	FBC EVO 3 Basic accessory for centring and clamping passenger car wheels		8-21100202	-	-	-	-	■	-	■	-	■	-	■	-	■	■	■	■	■	○		
	PCF1	Wheel protector for centring alloy rims	4-115868																				
	CF1	Wheel clamping cap, ø 125 mm	4-115863																				
	CP1	Small cone ø 42÷68 mm	4-104790B																				
	CP2	Medium cone ø 60÷87 mm	4-102571B																				
	CP3	Large cone ø 83÷103 mm	4-102572B																				
	CD1	Spacer cap	4-115864																				
	GBP	Wheel fastener ring nut	5-101561																				
	GBP1	Clamp "R"	4-104798																				
	GBP2	Clamp "L"	4-104799																				
	GBP3	Lever	4-104796																				
	MF	Threaded hub 181,5 mm	5-101514																				
	SBC Set of 6 bushes for reverse side centring Ø 40 mm		8-21100082	○	○	○	○	○	○	○	○	○	○	○	○	○	○	○	○	○	○		
	B1	AUDI, BMW, Chrysler, Opel, Rover, Seat, VW, Daewoo, Galaxy (Ford), Lotus, British-Leyland, Smart (Mercedes), Skoda	4-105075																				
	B2	Citröen, Hyundai, Lancia, Maserati, Mazda, Mercedes, Mitsubishi, Nissan, Opel, Peugeot, Saab, Volvo.	4-105076																				
	B3	BMW, Jaguar, Aston Martin.	4-105077																				
	B4	Ford, Honda, Rover	4-105078																				
	B5	Autobianchi, Alfa Romeo, Citröen, Fiat, Lada, Lancia, Jalbot, Biturbo (Maserati), Mazda, Nissan, Peugeot, Porsche, Renault, 2600-3500 serie (Rover), Seat =>90, Skoda, Toyota.	4-105079																				
	B7	Citröen, Daihatsu, Honda, Kia, Mazda, Mitsubishi, Peugeot, Rover, Subaru, Toyota, Agila (Opel), Suzuki, Hyuday.	4-105080																				

NEW

■ = Standard ○ = Compatible - = NOT compatible






ACCESSORIES FOR WHEEL BALANCERS FOR CARS AND MOTORCYCLES

	DESCRIPTION	CODE	EYE-LIGHT PLUS	EM9980 C PLUS	EM7980 C PLUS	EM9580 C Plus	EM9580 Plus	EM9550 C Plus	EM9550 Plus	EM9380 C	EM9380	EM9350 C	EM9350	EM9280 C	EM9280	EM9250 PREMIUM	EM9250 PROFESSIONAL	EM9250 BASIC	EM9250 BASIC BIKE LINE
WHEEL CENTERING AND CLAMPING																			
	HPC High Precision Collets centering kit (8 two-faced slightly tapered bushings)	8-21100244	■	○	○	○	○	○	○	○	○	○	○	○	○	○	○	○	○
	Trolley for HPC kit.	8-21100243/90	○	○	○	○	○	○	○	○	○	○	○	○	○	○	○	○	○
	B6 Bush "Racing" Ø 67 mm for FERRARI / MASERATI	8-21100083	○	○	○	○	○	○	○	○	○	○	○	○	○	○	○	○	○
	B9 Bush OPEL Ø 56,5-65-70,1 mm	8-21100085	○	○	○	○	○	○	○	○	○	○	○	○	○	○	○	○	○

NEW

■ = Standard ○ = Compatible - = NOT compatible





ACCESSORIES FOR WHEEL BALANCERS FOR CARS AND MOTORCYCLES

			EYE-LIGHT PLUS	EM9980 C PLUS	EM7980 C PLUS	EM9580 C Plus	EM9580 Plus	EM9550 C Plus	EM9550 Plus	EM9380 C	EM9380	EM9350 C	EM9350	EM9280 C	EM9280	EM9250 PREMIUM	EM9250 PROFESSIONAL	EM9250 BASIC	EM9250 BASIC BIKE LINE	
	DESCRIPTION	CODE																		
WHEEL CENTERING KITS																				
	RENAULT Set of 5 Renault bushes.	8-21100229	○	○	○	○	○	○	○	○	○	○	○	○	○	○	○	○	○	
	B10 60 mm	4-105106																		
	B12 66 mm	4-107025																		
	B13 71 mm	4-107026																		
	B14 89 mm	4-107027																		
	B15 130 mm	4-107028																		
		Kit BMW/MINI Ø 66,5 / Ø 56,5 - 72,5 - 74 mm	8-21100228	○	○	○	○	○	○	○	○	○	○	○	○	○	○	○	○	○
B2 Ø 66,5 mm		4-105103																		
B11 Ø 56,5 - 72,5 - 74 mm		4-105108A																		
	Kit MERCEDES Ø 57 / Ø 65 / Ø 66,5 - 84 mm	8-21400022	○	○	○	○	○	○	○	○	○	○	○	○	○	○	○	○	○	
	B1 Ø 57 mm	4-105075																		
	BMCC Ø 65-Ø 66,5-Ø 84 mm	4-115259																		

NEW

■ = Standard ○ = Compatible - = NOT compatible





ACCESSORIES FOR WHEEL BALANCERS FOR CARS AND MOTORCYCLES

			EYE-LIGHT PLUS	EM9980 C PLUS	EM7980 C PLUS	EM9580 C Plus	EM9580 Plus	EM9550 C Plus	EM9550 Plus	EM9380 C	EM9380	EM9350 C	EM9350	EM9280 C	EM9280	EM9250 PREMIUM	EM9250 PROFESSIONAL	EM9250 BASIC	EM9250 BASIC BIKELINE									
DESCRIPTION			CODE																									
WHEEL CENTERING																												
 <p>CIP Intermediate cone Ø 55÷72 mm</p> <p>An indispensable accessory for wheels with plastic wheel covers and aftermarket wheels with short hub holes. The dimensions of the CIP prevent it from protruding through the hub hole at the front, preventing damage to the front of the wheel, as on these wheels, the front diameter of the hub hole is smaller than the diameter of the rear centring hole.</p>			8-21100200																									
 <p>ARF Accessory for of-road wheels Ø102,5÷118,5mm Ø 101÷119 mm.</p> <table border="1"> <tr> <td>CGF</td> <td>Off-road wheel cone (vans)</td> <td>4-104793</td> </tr> <tr> <td>PCF1</td> <td>Wheel protector for centring alloy rims</td> <td>4-115868</td> </tr> <tr> <td>CF1</td> <td>Wheel clamping cap ø 147 mm</td> <td>4-115863</td> </tr> </table>			CGF	Off-road wheel cone (vans)	4-104793	PCF1	Wheel protector for centring alloy rims	4-115868	CF1	Wheel clamping cap ø 147 mm	4-115863	8-21100080																
CGF	Off-road wheel cone (vans)	4-104793																										
PCF1	Wheel protector for centring alloy rims	4-115868																										
CF1	Wheel clamping cap ø 147 mm	4-115863																										
 <p>CLT Light truck cone Ø 110÷132 mm.</p> <table border="1"> <tr> <td>DX2</td> <td>Spacer</td> <td>341843</td> </tr> <tr> <td>CST</td> <td>Light truck cone ø 110÷132 mm</td> <td>4-112320</td> </tr> </table>			DX2	Spacer	341843	CST	Light truck cone ø 110÷132 mm	4-112320	8-21100201																			
DX2	Spacer	341843																										
CST	Light truck cone ø 110÷132 mm	4-112320																										
 <p>DX/CFB Centring accessory for van and off-road wheels with central hole with Ø 117÷173 mm.</p> <table border="1"> <tr> <td>DX1</td> <td>Spacer</td> <td>4-107426</td> </tr> <tr> <td>CF1</td> <td>Cone for vans ø 117÷147 mm</td> <td>4-107423</td> </tr> <tr> <td>CF2</td> <td>Cone for vans 143÷173 mm</td> <td>4-107424</td> </tr> </table>			DX1	Spacer	4-107426	CF1	Cone for vans ø 117÷147 mm	4-107423	CF2	Cone for vans 143÷173 mm	4-107424	8-21100141																
DX1	Spacer	4-107426																										
CF1	Cone for vans ø 117÷147 mm	4-107423																										
CF2	Cone for vans 143÷173 mm	4-107424																										

NEW




■ = Standard ○ = Compatible - = NOT compatible

ACCESSORIES FOR WHEEL BALANCERS FOR CARS AND MOTORCYCLES

DESCRIPTION		CODE	EYE-LIGHT PLUS	EM9980 C PLUS	EM7980 C PLUS	EM9580 C Plus	EM9580 Plus	EM9550 C Plus	EM9550 Plus	EM9380 C	EM9380	EM9350 C	EM9350	EM9280 C	EM9280	EM9250 PREMIUM	EM9250 PROFESSIONAL	EM9250 BASIC	EM9250 BASIC BIKE LINE
WHEEL CENTERING																			
	DX1/CF161 Professional centring kits for Mercedes Benz Sprinter and Volkswagen Crafter commercial vehicles with central hole with Ø 161 mm.			○	○	○	○	○	○	○	○	○	○	○	○	○	○	○	○
	DX1	Spacer	4-107426																
	CF161	Centering cone Ø 161 mm	4-131929																
WHEEL SPACERS																			
	DM Spacer MINI MORRIS Ø 40 mm		8-21100088	○	○	○	○	○	○	○	○	○	○	○	○	○	○	○	○
	ARS Racing" accessory for sports wheels, for use with racing bush		8-21100089	○	○	○	○	○	○	○	○	○	○	○	○	○	○	○	○
	ARF1 Special flange for F1 wheels F1 wheel accessory compatible with Ferrari, McLaren and Toyota mountings.		8-21100093	○	○	○	○	○	○	○	○	○	○	○	○	○	○	○	○
	FIG	Spacer L=60 mm	4-105181																
	FIP	Spacer L=30 mm	4-105171																
	MF1	Handle for F1 spacer	459932																

NEW ■ = Standard ○ = Compatible - = NOT compatible

ACCESSORIES FOR WHEEL BALANCERS FOR CARS AND MOTORCYCLES

	DESCRIPTION	CODE	EYE-LIGHT PLUS	EM980 C PLUS	EM7980 C PLUS	EM980 C Plus	EM980 Plus	EM9550 C Plus	EM9550 Plus	EM9380 C	EM9380	EM9350 C	EM9350	EM9280 C	EM9280	EM9250 PREMIUM	EM9250 PROFESSIONAL	EM9250 BASIC	EM9250 BASIC BIKE LINE
WHEEL CLAMPING - ASSORTED ACCESSORIES																			
	VGBP Hand wheel for wheel fastener ring.	802260682	-	-	-	-	o	-	o	-	o	-	o	-	o	o	o	o	o
	CBG Cap for clamping alloy rims Ø 210 mm	802459564	o	o	o	o	o	o	o	o	o	o	o	o	o	o	o	o	o
OR	Elastic rubber ring	462817																	
	QLN Ghiera rapida pneumatica Quick Lock. Installable on all models with threaded Ø 40 mm hub. Accessory with compressed air gun for clamping.	8-21100095	-	-	-	-	o	-	o	-	o	-	o	-	o	o	o	o	o

NEW

■ = Standard o = Compatible - = NOT compatible

ACCESSORIES FOR WHEEL BALANCERS FOR CARS

FLANGES FOR CLAMPING WHEELS WITH CENTRAL HOLE


To tighten the wheels evenly, directly into the mounting holes of the rim, distributing the clamping pressure around the central hole as the bolts holding the wheel on the vehicle, are available the front pin flanges FPF PREMIUM.

This flanges are used in place of the outer clamping cap and should always be matched with centering cone or centering bushing assuring a virtually error-free centering. The FPF PREMIUM flanges are universal, intuitive and easy to use.

The PCD adjusting is quick and can be used for all types of car, van and SUV rims with central hole both current and past.

High quality results for each balancing without sacrificing valuable time.





EXAMPLE OF USE



NEW

■ = Standard ○ = Compatible - = NOT compatible


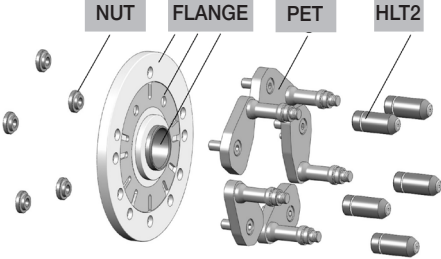
ACCESSORIES FOR WHEEL BALANCERS FOR CARS AND MOTORCYCLES

	DESCRIPTION	CODE		EYE-LIGHT PLUS	EM9980 C PLUS	EM7980 C PLUS	EM9580 C Plus	EM9580 Plus	EM9550 C Plus	EM9550 Plus	EM9380 C	EM9380	EM9350 C	EM9350	EM9280 C	EM9280	EM9250 PREMIUM	EM9250 PROFESSIONAL	EM9250 BASIC	EM9250 BASIC BIKE LINE						
FLANGES FOR CLAMPING WHEELS WITH CENTRAL HOLE																										
	FPF PREMIUM 4/8 Quick self-centering flange for wheels with 4 or 8 fixing holes.	8-21120008																								
	<table border="1"> <tr> <td>HST2</td> <td>Medium cap D.24,5 - L = 38 mm</td> <td>4-108079</td> </tr> </table>	HST2	Medium cap D.24,5 - L = 38 mm	4-108079																						
HST2	Medium cap D.24,5 - L = 38 mm	4-108079																								
	FPF PREMIUM 5 Quick self-centering flange for wheels with 5 fixing holes.	8-21120009																								
	<table border="1"> <tr> <td>HLT2</td> <td>Long cap D.24,5 - L = 58 mm</td> <td>3-03371</td> </tr> <tr> <td>HR2</td> <td>Rounded cap D.24,5 - L = 48 mm</td> <td>3-03372</td> </tr> </table>	HLT2	Long cap D.24,5 - L = 58 mm	3-03371	HR2	Rounded cap D.24,5 - L = 48 mm	3-03372																			
	HLT2	Long cap D.24,5 - L = 58 mm	3-03371																							
HR2	Rounded cap D.24,5 - L = 48 mm	3-03372																								
	FPF PREMIUM 6 Quick self-centering flange for wheels with 6 fixing holes.	8-21120010																								
	<table border="1"> <tr> <td>HST2</td> <td>Medium cap D.24,5 - L = 38 mm</td> <td>4-108079</td> </tr> </table>	HST2	Medium cap D.24,5 - L = 38 mm	4-108079																						
HST2	Medium cap D.24,5 - L = 38 mm	4-108079																								
	FPF-C Sleeve for wheel balancers with automatic clamping both electro-mechanical and air system.	8-21120011																								

NEW

■ = Standard ○ = Compatible - = NOT compatible


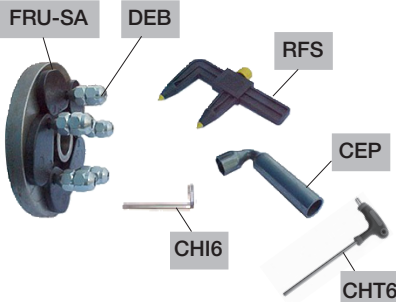

ACCESSORIES FOR WHEEL BALANCERS FOR CARS AND MOTORCYCLES

	DESCRIPTION	CODE	EYE-LIGHT PLUS	EM980 C PLUS	EM7980 C PLUS	EM9580 C Plus	EM9580 Plus	EM9550 C Plus	EM9550 Plus	EM9380 C	EM9380	EM9350 C	EM9350	EM9280 C	EM9280	EM9250 PREMIUM	EM9250 PROFESSIONAL	EM9250 BASIC	EM9250 BASIC BIKE LINE
FLANGES FOR CLAMPING WHEELS WITH CENTRAL HOLE																			
	FPF-2 BMW Universal flange kit for wheels with central hole (Ø 4x100/5x120/5x112).	8-21100145	○	○	○	○	○	○	○	○	○	○	○	○	○	○	○	○	○
	FPF Basic Universal flange kit for wheels with central hole Ø 40 mm.	8-21100152	○	○	○	○	○	○	○	○	○	○	○	○	○	○	○	○	○
	HLT2 Cap ø 22,5 L 58	4-109127																	
	PET Basic petal	4-108097																	

NEW

■ = Standard ○ = Compatible - = NOT compatible






ACCESSORIES FOR WHEEL BALANCERS FOR CARS AND MOTORCYCLES

	DESCRIPTION	CODE	EYE-LIGHT PLUS	EM9980 C PLUS	EM7980 C PLUS	EM9580 C Plus	EM9580 Plus	EM9550 C Plus	EM9550 Plus	EM9380 C	EM9380	EM9350 C	EM9350	EM9280 C	EM9280	EM9250 PREMIUM	EM9250 PROFESSIONAL	EM9250 BASIC	EM9250 Basic BikeLINE																	
SPECIAL hub																																				
	TR 40 Oversize hub \varnothing 40 mm - L = 220 mm	8-21100193	-	-	-	-	o	-	o	-	o	-	o	-	o	o	o	o	o																	
FLANGES FOR CLAMPING WHEELS WITH AND WITHOUT CENTRAL HOLE																																				
	FRU-SA D.40 Universal flange for wheels with or without central hole.	8-21100091	o	o	o	o	o	o	o	o	o	o	o	o	o	o	o	o	o																	
	<table border="1"> <tr> <td>FRU SA</td> <td>Flange FRU D. 40</td> <td>4-105873</td> </tr> <tr> <td>DEB</td> <td>Conical/spheric nut for wheel fixing</td> <td>321878</td> </tr> <tr> <td>CHT6</td> <td>Chiave esagonale a T CH 6</td> <td>4-105877</td> </tr> <tr> <td>RFS</td> <td>Caliper</td> <td>2008177</td> </tr> <tr> <td>CEP</td> <td>Hexagonal key CH 22</td> <td>426517</td> </tr> <tr> <td>CHI 6</td> <td>Hexagonal key CH 6</td> <td>2-00906</td> </tr> </table>	FRU SA	Flange FRU D. 40	4-105873	DEB	Conical/spheric nut for wheel fixing	321878	CHT6	Chiave esagonale a T CH 6	4-105877	RFS	Caliper	2008177	CEP	Hexagonal key CH 22	426517	CHI 6	Hexagonal key CH 6	2-00906																	
FRU SA	Flange FRU D. 40	4-105873																																		
DEB	Conical/spheric nut for wheel fixing	321878																																		
CHT6	Chiave esagonale a T CH 6	4-105877																																		
RFS	Caliper	2008177																																		
CEP	Hexagonal key CH 22	426517																																		
CHI 6	Hexagonal key CH 6	2-00906																																		
	BVFF Set of 5 bushes for precise centring on FRU flange.	8-21100092	o	o	o	o	o	o	o	o	o	o	o	o	o	o	o	o	o																	
	<table border="1"> <tr> <td>BF1</td> <td>Bushing \varnothing 55 Peugeot</td> <td>4-105110</td> </tr> <tr> <td>BF2</td> <td>Bushing \varnothing 58,1 Fiat Ritmo and Citroën CX/ Evasion, Peugeot 806</td> <td>4-105174</td> </tr> <tr> <td>BF3</td> <td>Bushing \varnothing 60,1 Renault</td> <td>4-105175</td> </tr> <tr> <td>BF4</td> <td>Bushing \varnothing 65 Peugeot, Citroën</td> <td>4-105176</td> </tr> <tr> <td>BF5</td> <td>Bushing \varnothing 57 BMW,VW, AUDI, SEAT</td> <td>4-106570</td> </tr> </table>	BF1	Bushing \varnothing 55 Peugeot	4-105110	BF2	Bushing \varnothing 58,1 Fiat Ritmo and Citroën CX/ Evasion, Peugeot 806	4-105174	BF3	Bushing \varnothing 60,1 Renault	4-105175	BF4	Bushing \varnothing 65 Peugeot, Citroën	4-105176	BF5	Bushing \varnothing 57 BMW,VW, AUDI, SEAT	4-106570																				
BF1	Bushing \varnothing 55 Peugeot	4-105110																																		
BF2	Bushing \varnothing 58,1 Fiat Ritmo and Citroën CX/ Evasion, Peugeot 806	4-105174																																		
BF3	Bushing \varnothing 60,1 Renault	4-105175																																		
BF4	Bushing \varnothing 65 Peugeot, Citroën	4-105176																																		
BF5	Bushing \varnothing 57 BMW,VW, AUDI, SEAT	4-106570																																		

NEW

■ = Standard o = Compatible - = NOT compatible

ACCESSORIES FOR WHEEL BALANCERS FOR CARS AND MOTORCYCLES



	DESCRIPTION	CODE		EYE-LIGHT PLUS	EM9980 C PLUS	EM7980 C PLUS	EM9580 C Plus	EM9580 Plus	EM9550 C Plus	EM9550 Plus	EM9380 C	EM9380	EM9350 C	EM9350	EM9280 C	EM9280	EM9250 PREMIUM	EM9250 PROFESSIONAL	EM9250 BASIC	EM9250 BASIC BIKE LINE	
FLANGES FOR CLAMPING WHEELS WITH AND WITHOUT CENTRAL HOLE																					
	Locking disc for BVFF bushes for FRU-SA flange, for wheel balancers with manual clamping	8-21100207		-	-	-	-	○	-	○	-	○	-	○	-	○	○	○	○	○	○
	Locking disc for BVFF bushes for FRU-SA flange, for wheel balancers with automatic "C" clamping	8-21100208		○	○	○	○	-	○	-	○	-	○	-	○	-	-	-	-	-	-
	BCO Set of five conical washers for FRU-sa for use with DCL and DEB when working with holes with ø greater than 21 mm	802321387		○	○	○	○	○	○	○	○	○	○	○	○	○	○	○	○	○	○
	DCL Set of five conical nuts for alloy rims with FRU-SA flange.	802322075		○	○	○	○	○	○	○	○	○	○	○	○	○	○	○	○	○	○
	DMS Set of five spherical nuts for alloy rims with FRU-SA flange.	802322076		○	○	○	○	○	○	○	○	○	○	○	○	○	○	○	○	○	○

NEW

■ = Standard ○ = Compatible - = NOT compatible



ACCESSORIES FOR WHEEL BALANCERS FOR CARS AND MOTORCYCLES







	DESCRIPTION	CODE	EYE-LIGHT PLUS	EM9980 C PLUS	EM7980 C PLUS	EM9580 C Plus	EM9580 Plus	EM9550 C Plus	EM9550 Plus	EM9380 C	EM9380	EM9350 C	EM9350	EM9280 C	EM9280	EM9250 PREMIUM	EM9250 PROFESSIONAL	EM9250 BASIC	EM9250 BASIC BIKE LINE
	DC5 Set of five special nuts for Citroen C5.	802262700	○	○	○	○	○	○	○	○	○	○	○	○	○	○	○	○	○
	SDR Set of five special nuts for quick wheel fastening.	802231479	○	○	○	○	○	○	○	○	○	○	○	○	○	○	○	○	○

NEW

■ = Standard ○ = Compatible - = NOT compatible



ACCESSORIES FOR WHEEL BALANCERS FOR CARS AND MOTORCYCLES

	DESCRIPTION	CODE	EYE-LIGHT PLUS	EM9980 C PLUS	EM7980 C PLUS	EM9580 C Plus	EM9580 Plus	EM9550 C Plus	EM9550 Plus	EM9380 C	EM9380	EM9350 C	EM9350	EM9280 C	EM9280	EM9250 PREMIUM	EM9250 PROFESSIONAL	EM9250 BASIC	EM9250 BASIC BIKELINE
CALIBRATION AND TECHNICAL SUPPORT SYSTEM																			
	BLCK-1 Laser calibrator for EM9980-C Plus, Eyclight Plus, EM9780 Plus	8-21120001	O	O	O	-	-	-	-	-	-	-	-	-	-	-	-	-	-
	KEYFOB-2 programmer for MCM board for EM9550, EM9580, EM9980C and EYELIGHT.	8-21120003	O	O	O	O	O	O	O	-	-	-	-	-	-	-	-	-	-
	RS232 serial cable (mbu - mbe - seb).	8-21100224	O	O	O	O	O	O	O	O	O	O	O	O	O	O	O	O	O
	USB-RS232 adapter kit.	8-21100226	O	O	O	O	O	O	O	O	O	O	O	O	O	O	O	O	O
	SLUG Sample weight for calibration.	8-21100221	■	■	■	■	■	■	■	■	■	■	■	■	■	■	■	■	■
	Tool kit.	8-21100197	O	O	O	O	O	O	O	O	O	O	O	O	O	O	O	O	O

NEW

■ = Standard O = Compatible - = NOT compatible

ACCESSORIES FOR WHEEL BALANCERS FOR MOTORCYCLES

CENTERING AND CLAMPING ACCESSORIES FOR MOTORCYCLE WHEELS

In the range of accessories for off-the-vehicle wheel balancers is now available the new BIKES UNIVERSAL KIT with various additional sets for centering and dynamic balancing of motorcycle wheels.


Easy to install and quickly to use. Ideal for small scooter wheels up to 21 inches large off-road type; without forgetting the wide chopper type and those monolever without bearings.

Balancing results excellent!
Universal for all wheel balancers in range both manual and automatic clamping.


EXAMPLE OF USE




Shaft with centering cones.



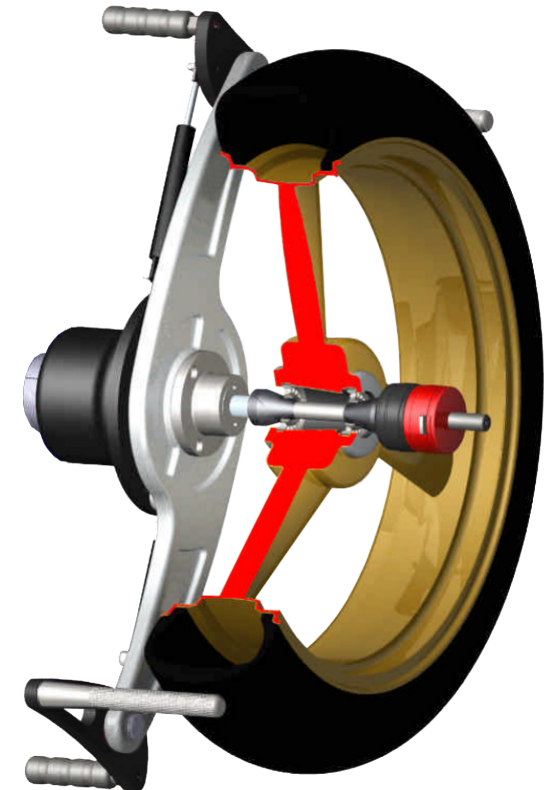
Shaft with centering sleeves.



Motorcycle shaft with same diameter as the floating bearing.

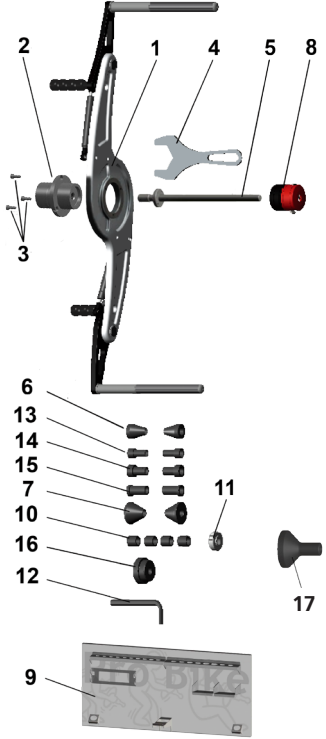




Shaft with special centering kit.



NEW ■ = Standard ○ = Compatible - = NOT compatible

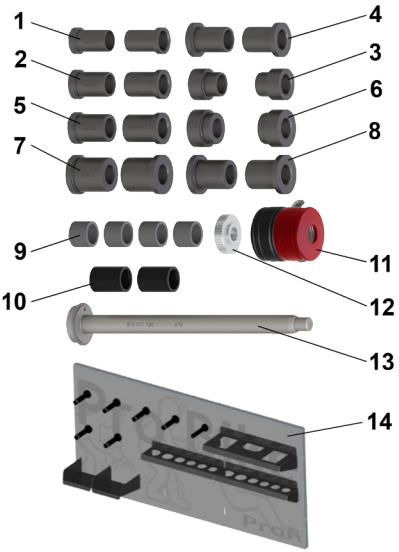
ACCESSORIES FOR WHEEL BALANCERS FOR MOTORCYCLES

	DESCRIPTION	CODE	EYE-LIGHT PLUS	EM9980 C PLUS	EM7980 C PLUS	EM9580 C Plus	EM9580 Plus	EM9550 C Plus	EM9550 Plus	EM9380 C	EM9380	EM9350 C	EM9350	EM9280 C	EM9280	EM9250 PREMIUM	EM9250 PROFESSIONAL	EM9250 BASIC	EM9250 BASIC BIKE LINE		
MOTORCYCLE STANDARD ACCESSORIES																					
	BIKE UNIVERSAL KIT Basic device for balancing motorcycles and scooters wheels. Wheel holder shaft 14 mm.	8-21120012	○	○	○	○	○	○	○	○	○	○	○	○	○	○	○	○	○	■	
	1	DRAGGING GROUP	3-03408																		
	2	CYLINDRICAL CHUCK	3-03409																		
	3	HEXAGON SOCKET SCREW M 6X14	3-03410																		
	4	SINGLE HEAD WRENCH SW50	3-03411																		
	5	WHEEL HOLDER SHAFT Ø 14 MM	3-03412																		
	6	CENTERING CONE 15÷30 MM	3-03413																		
	7	CENTERING CONE 16÷45 MM (SCOOTER)	3-03414																		
	8	QUICK FIX FOR SHAFT Ø 14 MM	3-03415																		
	9	WALL BOARD	3-03416																		
	10	SHORT SPACER	3-03417																		
	11	M 14 KNURLED NUT	3-03418																		
	12	HEXAGON SOCKET HEAD KEY SW4	3-03419																		
	13	CENTERING SLEEVE Ø 15 MM	3-03420																		
	14	CENTERING SLEEVE Ø 17 MM	3-03421																		
	15	CENTERING SLEEVE Ø 20 MM	3-03422																		
	16	PIAGGIO CENTERING SLEEVE	3-03423																		
17	BMW/HONDA PRESSURE PIECE	3-03407																			
	PRA3 Motorcycle extension for sensor. For models <u>with</u> clip.	8-21100116	-	-	-	○	○	○	○	○	○	○	○	○	○	○	○	○	○	○	
	PRA4 Motorcycle extension for sensor. For models <u>without</u> clip.	8-21100155	-	-	-	-	-	-	-	○	○	○	○	○	○	○	○	○	○	■	

NEW

■ = Standard ○ = Compatible - = NOT compatible

ACCESSORIES FOR WHEEL BALANCERS FOR MOTORCYCLES

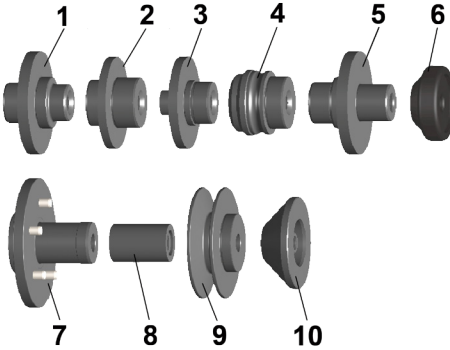


		DESCRIPTION	CODE	EYE-LIGHT PLUS	EM9980 C PLUS	EM7980 C PLUS	EM9580 C PLUS	EM9580 PLUS	EM9550 C PLUS	EM9550 PLUS	EM9380 C	EM9380	EM9350 C	EM9350	EM9280 C	EM9280	EM9250 PREMIUM	EM9250 PROFESSIONAL	EM9250 BASIC	EM9250 BASIC BIKELINE		
MOTORCYCLE STANDARD ACCESSORIES																						
	BIKE UPGRADE KIT 19		8-21120013	○	○	○	○	○	○	○	○	○	○	○	○	○	○	○	○	○	○	
	Additional module to BIKE UNIVERSAL KIT.																					
	1	CENTERING SLEEVE D. 22 mm	3-03383																			
	2	CENTERING SLEEVE D. 25,4 mm	3-03384																			
	3	CENTERING SLEEVE D. 25 mm	3-03385																			
	4	CENTERING SLEEVE D. 26 mm	3-03386																			
	5	CENTERING SLEEVE D. 28 mm	3-03387																			
	6	CENTERING SLEEVE D. 32 mm	3-03388																			
	7	CENTERING SLEEVE D. 35 mm	3-03389																			
	8	CENTERING SLEEVE D. 30 mm	3-03390																			
	9	SHORT SPACER D. 20 mm	3-03391																			
	10	HARLEY D. PRESSURE SWITCH	3-03392																			
	11	QUICK FIX FOR SHAFT D. 19	3-03393																			
	12	M 14 KNURLED NUT	3-03418																			
	13	WHEEL HOLDER SHAFT D. 19 mm	3-03396																			
14	WALL BOARD	3-03395																				

NEW

■ = Standard ○ = Compatible - = NOT compatible



ACCESSORIES FOR WHEEL BALANCERS FOR MOTORCYCLES

			EYE-LIGHT PLUS	EM9980 C PLUS	EM7980 C PLUS	EM9580 C PLUS	EM9580 P PLUS	EM9550 C PLUS	EM9550 P PLUS	EM9380 C	EM9380	EM9350 C	EM9350	EM9280 C	EM9280	EM9250 PREMIUM	EM9250 PROFESSIONAL	EM9250 BASIC	EM9250 BASIC BIKE LINE
	DESCRIPTION	CODE																	
MOTORCYCLE STANDARD ACCESSORIES																			
	BIKE MONOLEVER KIT 19 Additional module to BIKE UPGRADE KIT for motorcycle wheels with monolever.	8-21120014	○	○	○	○	○	○	○	○	○	○	○	○	○	○	○	○	○
	1	CENTERING SLEEVE DUCATI/TRIUMPH	3-03397																
	2	CENTERING SLEEVE MV AGUSTA/HONDA	3-03398																
	3	CENTERING SLEEVE HONDA GL 1800 / NTV 650	3-03399																
	4	CENTERING SLEEVE APRILIA/BMW/YAMAHA	3-03400																
	5	CENTERING SLEEVE TRIUMPH/HONDA VFR1200	3-03401																
	6	PRESSUR PIECE	3-03402																
	7	CENTERING FLANGE KTM SUPERDUKE+TRIUMPH	3-03403																
	8	SPACING SLEEVE, LONG	3-03404																
	9	CENTERING DISC BMW II (FROM YEAR OF MANUFACTURE 2005) ALSO R V1200 GS	3-03405																
	10	CENTERING DISC BMW I (FROM YEAR OF MANUFACTURE 2005) APART R V1200 GS, MOTO GUZZI (FROM 2008) (INTERNAL Ø 14)	3-03406																
	Ø14mm Centering shaft extra-long 318mm, for possible completion of code 8-21120012	8-21120016	○	○	○	○	○	○	○	○	○	○	○	○	○	○	○	○	○
	Ø19mm Centering shaft extra-long 365mm, for possible completion of code 8-21120013	8-21120017	○	○	○	○	○	○	○	○	○	○	○	○	○	○	○	○	○

NEW

■ = Standard ○ = Compatible - = NOT compatible



WHEEL BALANCERS FOR MOBILE SERVICE

EM 43 TILT UP



STANDARD ACCESSORIES



CODE	ELECTRICAL SUPPLY	DESCRIPTION
0-21104615/16	200-230V / 1Ph / 50-60Hz	Special version for mobile wheel service applications: designed for the operator who prefers working inside the van. Wheel guard NOT included.

NEW



WHEEL BALANCERS FOR MOBILE SERVICE


EM 43 SLIDE




STANDARD ACCESSORIES



Ø 42÷118,5 mm



COD.
802227308



CODE	ELECTRICAL SUPPLY	DESCRIPTION
0-21104616/16	200-230V / 1PH / 50-60Hz	Display wheel balancer with <u>SLIDE</u> function for minimised space usage: the wheel balancer slides in and out on a linear guide to let you work comfortably outside the van. Wheel guard NOT included.

NEW



WHEEL BALANCERS FOR MOBILE SERVICE

EM 43 HS Motor



STANDARD ACCESSORIES

COD.
802227308




CODE	ELECTRICAL SUPPLY	DESCRIPTION
0-21104601/16	200-230V / 1P _H / 50-60Hz	EM43 HAND SPIN , the perfect wheel balancers for the operator with limited working space. <u>Manual</u> spin. Wheel guard NOT included.
0-21104604/16	200-230V / 1P _H / 50-60Hz	EM43 MOTOR , the perfect wheel balancers for the operator with limited working space. <u>Motorised</u> spin. Wheel guard NOT included.

NEW

CORGHI



RECOMMENDED ACCESSORIES FOR MOBILE SERVICE

	DESCRIPTION	CODE	EM43 TILT UP	EM43 SLIDE	EM43 HS	EM43 MOTOR																		
	ARF Accessory for of-road wheels Ø 102,5÷118,5 mm.	8-21100080	O	O	O	O																		
 DX1 CF1 CF2	DX/CBF Centring accessory for vans and of-road wheels Ø 117÷173 mm. <table border="1"> <tr> <td>DX1</td> <td>Spacer</td> <td>4-107426</td> </tr> <tr> <td>CF1</td> <td>Cone for vans ø 117÷147 mm</td> <td>4-107423</td> </tr> <tr> <td>CF2</td> <td>Cone for vans ø 143÷173 mm</td> <td>4-107424</td> </tr> </table>	DX1	Spacer	4-107426	CF1	Cone for vans ø 117÷147 mm	4-107423	CF2	Cone for vans ø 143÷173 mm	4-107424	8-21100141	O	O	O	O									
DX1	Spacer	4-107426																						
CF1	Cone for vans ø 117÷147 mm	4-107423																						
CF2	Cone for vans ø 143÷173 mm	4-107424																						
	SBC Set of six centring bushes ø 40 mm. <table border="1"> <tr> <td>B1</td> <td>AUDI, BMW, Chrysler, Opel, Rover, Seat, VW, Daewoo, Galaxy (Ford), Lotus, British-Leyland, Smart (Mercedes), Skoda</td> <td>4-105075</td> </tr> <tr> <td>B2</td> <td>Citröen, Hyundai, Lancia, Maserati, Mazda, Mercedes, Mitsubishi, Nissan, Opel, Peugeot, Saab, Volvo.</td> <td>4-105076</td> </tr> <tr> <td>B3</td> <td>BMW, Jaguar, Aston Martin.</td> <td>4-105077</td> </tr> <tr> <td>B4</td> <td>Ford, Honda, Rover</td> <td>4-105078</td> </tr> <tr> <td>B5</td> <td>Autobianchi, Alfa Romeo, Citröen, Fiat, Lada, Lancia, Jalbot, Biturbo (Maserati), Mazda, Nissan, Peugeot, Porsche, Renault, 2600-3500 serie (Rover), Seat =>90, Skoda, Toyota.</td> <td>4-105079</td> </tr> <tr> <td>B7</td> <td>Citröen, Daihatsu, Honda, Kia, Mazda, Mitsubishi, Peugeot, Rover, Subaru, Toyota, Agila (Opel), Suzuki, Hyuday.</td> <td>4-105080</td> </tr> </table>	B1	AUDI, BMW, Chrysler, Opel, Rover, Seat, VW, Daewoo, Galaxy (Ford), Lotus, British-Leyland, Smart (Mercedes), Skoda	4-105075	B2	Citröen, Hyundai, Lancia, Maserati, Mazda, Mercedes, Mitsubishi, Nissan, Opel, Peugeot, Saab, Volvo.	4-105076	B3	BMW, Jaguar, Aston Martin.	4-105077	B4	Ford, Honda, Rover	4-105078	B5	Autobianchi, Alfa Romeo, Citröen, Fiat, Lada, Lancia, Jalbot, Biturbo (Maserati), Mazda, Nissan, Peugeot, Porsche, Renault, 2600-3500 serie (Rover), Seat =>90, Skoda, Toyota.	4-105079	B7	Citröen, Daihatsu, Honda, Kia, Mazda, Mitsubishi, Peugeot, Rover, Subaru, Toyota, Agila (Opel), Suzuki, Hyuday.	4-105080	8-21100082	O	O	O	O
B1	AUDI, BMW, Chrysler, Opel, Rover, Seat, VW, Daewoo, Galaxy (Ford), Lotus, British-Leyland, Smart (Mercedes), Skoda	4-105075																						
B2	Citröen, Hyundai, Lancia, Maserati, Mazda, Mercedes, Mitsubishi, Nissan, Opel, Peugeot, Saab, Volvo.	4-105076																						
B3	BMW, Jaguar, Aston Martin.	4-105077																						
B4	Ford, Honda, Rover	4-105078																						
B5	Autobianchi, Alfa Romeo, Citröen, Fiat, Lada, Lancia, Jalbot, Biturbo (Maserati), Mazda, Nissan, Peugeot, Porsche, Renault, 2600-3500 serie (Rover), Seat =>90, Skoda, Toyota.	4-105079																						
B7	Citröen, Daihatsu, Honda, Kia, Mazda, Mitsubishi, Peugeot, Rover, Subaru, Toyota, Agila (Opel), Suzuki, Hyuday.	4-105080																						
	AL12 12V power supply kit - only for EM43 manual	802244796	-	-	O	-																		

NEW

■ = Standard ○ = Compatible - = NOT compatible

RECOMMENDED ACCESSORIES FOR MOBILE SERVICE

	DESCRIPTION	CODE		EM43 TILT UP	EM43 SLIDE	EM43 HS	EM43 Motor
	VGBP Handle for wheel ring nut	802260682		O	■	O	O
	MLC Handle spin for FRU-SA flange	802244344		O	-	O	-

NEW

■ = Standard O = Compatible - = NOT compatible


FINISH BALANCERS FOR TRUCKS AND PASSENGER CAR

EF14



STANDARD ACCESSORIES

COD.
802227308



CODE	ELECTRICAL SUPPLY	DESCRIPTION
2224060601/16	200V / 3PH / 60Hz	EF14 Electronic finish balancer for cars, trucks and buses, whit removable control console (LCD display), CE
2224060201/16	230V / 3PH / 50Hz	EF14 Electronic finish balancer for cars, trucks and buses, whit removable control console (LCD display), CE
2224060301/16	230V / 3PH / 60Hz	EF14 Electronic finish balancer for cars, trucks and buses, whit removable control console (LCD display), CE
2224060101/16	400V / 3PH / 50Hz	EF14 Electronic finish balancer for cars, trucks and buses, whit removable control console (LCD display), CE
2224060501/16	400V / 3PH / 60Hz	EF14 Electronic finish balancer for cars, trucks and buses, whit removable control console (LCD display), CE

NEW




FINISH BALANCERS FOR PASSENGER CAR

EF13



STANDARD ACCESSORIES

COD.
802227308







CODE	ELECTRICAL SUPPLY	DESCRIPTION
2214060101/16	400V / 3Ph / 50Hz	EF13 Electronic finish balancer for cars, whit removable control console (LCD display), CE

NEW



ACCESSORIES FOR FINISH WHEEL BALANCERS

	DESCRIPTION	CODE		EF14	EF13
	L 32 Pick-up detector for trucks.	2820090101		○	-
	P21 Pick-up detector for cars.	2810110101		○	○
	R.O.T. Optical relay unit for simultaneous balancing of 2 driving wheels.	802228099		○	○
	AWR Adhesive weight remover.	802461006		○	○

NEW


■ = Standard ○ = Compatible - = NOT compatible

OFF-THE-VEHICLE WHEEL BALANCERS FOR TRUCKS

ET88



STANDARD ACCESSORIES



CODE	ELECTRICAL SUPPLY	DESCRIPTION
2121110101/16	230V / 1P _H / 50Hz	ET88 Motorized machine for truck wheels with automatic data input, including monitor, wheel lifter and wheel guard.
2121110201/16	115V / 1P _H / 60Hz	ET88 Motorized machine for truck wheels with automatic data input, including monitor, wheel lifter and wheel guard.
2121110501/16	230V / 1P _H / 50Hz	ET88 Motorized machine for truck wheels with automatic data input, including monitor, wheel lifter (wheel guard NOT included)
2121110502/16	230V / 1P _H / 60Hz	ET88 Motorized machine for truck wheels with automatic data input, including monitor, wheel lifter (wheel guard NOT included)

NEW



OFF-THE-VEHICLE WHEEL BALANCERS FOR TRUCKS

ET77



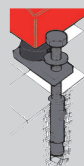

STANDARD ACCESSORIES



COD.
802227308



COD.
238304



CODE	ELECTRICAL SUPPLY	DESCRIPTION
2123120101/16	230V / 1P _H / 50-60Hz	ET77 LED display, motorized machine for truck wheels with automatic data input, including wheel lifter and wheel guard.
2123120201/16	115V / 1P _H / 60Hz	ET77 LED display, motorized machine for truck wheels with automatic data input, including wheel lifter and wheel guard.
2123120501/16	230V / 1P _H / 50Hz	ET77 LED display, motorized machine for truck wheels with automatic data input, including wheel lifter (wheel guard NOT included).

NEW



OFF-THE-VEHICLE WHEEL BALANCERS FOR TRUCKS

ET66 MO



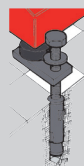

STANDARD ACCESSORIES



COD.
802227308



COD.
238304



CODE	ELECTRICAL SUPPLY	DESCRIPTION
2124090101/16	230V / 1P _H / 50Hz	ET66 MO LED display, motorized spin machine for truck wheels with manual data input, including wheel lifter.
2124090201/16	115V / 1P _H / 60Hz	ET66 MO LED display, motorized spin machine for truck wheels with manual data input, including wheel lifter.

NEW

CORCHI

OFF-THE-VEHICLE WHEEL BALANCERS FOR TRUCKS

ET66 MA



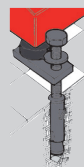

STANDARD ACCESSORIES



COD.
802227308



COD.
238304


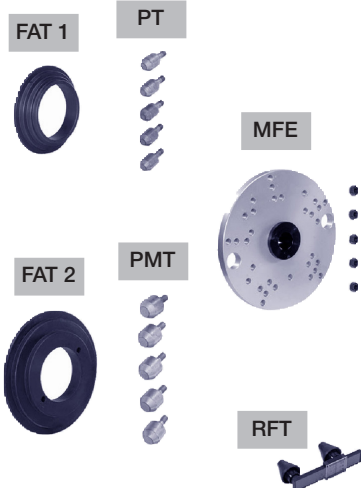



CODE	ELECTRICAL SUPPLY	DESCRIPTION
2124050101/16	230V / 1P _H / 50Hz	ET66 MA LED display, manual spin machine for truck wheels with manual data input, including wheel lifter. Ideal for mobile service.
2124050201/16	115V / 1P _H / 60Hz	ET66 MA LED display, manual spin machine for truck wheels with manual data input, including wheel lifter. Ideal for mobile service.

NEW







ACCESSORIES FOR OFF-THE-VEHICLE WHEEL BALANCERS FOR TRUCKS

			ET88	ET77	ET66 MO	ET66 MA																	
	DESCRIPTION	CODE																					
CENTRING AND CLAMPING																							
 CT 161 CT 221 DBT	KCT Basic centring accessory for truck wheels.	802245159	○	○	○	○																	
	<table border="1"> <tr> <td>DBT</td> <td>Double sided truck wheel support spacer flange</td> <td>345160</td> </tr> <tr> <td>CT 161</td> <td>Medium double sided cone, $\varnothing 159 \div 180 / 198 \div 204$ mm</td> <td>345161</td> </tr> <tr> <td>CT 221</td> <td>Large double sided cone, $\varnothing 220-281$ mm</td> <td>345162</td> </tr> </table>	DBT	Double sided truck wheel support spacer flange	345160	CT 161	Medium double sided cone, $\varnothing 159 \div 180 / 198 \div 204$ mm	345161	CT 221	Large double sided cone, $\varnothing 220-281$ mm	345162													
	DBT	Double sided truck wheel support spacer flange	345160																				
	CT 161	Medium double sided cone, $\varnothing 159 \div 180 / 198 \div 204$ mm	345161																				
CT 221	Large double sided cone, $\varnothing 220-281$ mm	345162																					
 FAT 1 PT FAT 2 PMT MFE RFT	ART Professional centring accessory for truck wheels.	802239637	○	○	○	○																	
	<table border="1"> <tr> <td>FAT 1</td> <td>Support flange for truck rims with hole $\varnothing 160/176/200$ mm</td> <td>339635</td> </tr> <tr> <td>FAT 2</td> <td>Support flange for truck rims with hole $\varnothing 220/280$ mm</td> <td>339636</td> </tr> <tr> <td>PT</td> <td>Pin for centring truck wheels with $\varnothing 18-35$ mm fastener screw holes</td> <td>339668</td> </tr> <tr> <td>PMT</td> <td>MAXI pin for centring truck wheels with $\varnothing 28-47$ mm fastener screw holes</td> <td>341818</td> </tr> <tr> <td>MFE</td> <td>Hub with flange</td> <td>239655</td> </tr> <tr> <td>RFT</td> <td>Hole detector for measuring</td> <td>245514</td> </tr> </table>	FAT 1	Support flange for truck rims with hole $\varnothing 160/176/200$ mm	339635	FAT 2	Support flange for truck rims with hole $\varnothing 220/280$ mm	339636	PT	Pin for centring truck wheels with $\varnothing 18-35$ mm fastener screw holes	339668	PMT	MAXI pin for centring truck wheels with $\varnothing 28-47$ mm fastener screw holes	341818	MFE	Hub with flange	239655	RFT	Hole detector for measuring	245514				
	FAT 1	Support flange for truck rims with hole $\varnothing 160/176/200$ mm	339635																				
	FAT 2	Support flange for truck rims with hole $\varnothing 220/280$ mm	339636																				
	PT	Pin for centring truck wheels with $\varnothing 18-35$ mm fastener screw holes	339668																				
	PMT	MAXI pin for centring truck wheels with $\varnothing 28-47$ mm fastener screw holes	341818																				
	MFE	Hub with flange	239655																				
	RFT	Hole detector for measuring	245514																				
 DPT CGT	ARFT Centring accessory for of-road and van wheels $\varnothing 110$ to 165 mm.	802247716	○	○	○	○																	
	<table border="1"> <tr> <td>DPT</td> <td>Van wheel support spacer flange</td> <td>341843</td> </tr> <tr> <td>CGT</td> <td>Large double sided cone, $\varnothing 110-165$ mm</td> <td>339672</td> </tr> </table>	DPT	Van wheel support spacer flange	341843	CGT	Large double sided cone, $\varnothing 110-165$ mm	339672																
	DPT	Van wheel support spacer flange	341843																				
CGT	Large double sided cone, $\varnothing 110-165$ mm	339672																					

NEW

■ = Standard ○ = Compatible - = NOT compatible






ACCESSORIES FOR OFF-THE-VEHICLE WHEEL BALANCERS FOR TRUCKS

ACCESSORIES FOR OFF-THE-VEHICLE WHEEL BALANCERS FOR TRUCKS				ET88	ET77	ET66 MC	ET66 MA
	DESCRIPTION	CODE					
CENTRING AND CLAMPING							
	GGR 223 Accessory for centre hole wheels from 190 to 223mm, rims 17,5-19,5 (IVECO - MAN - DAF)	8-21100222		0	0	0	0
	DFT Spacer for FORD F350-450 to be used with ARFT.	802245527		0	0	0	0
	ARU Basic centring accessory for car wheels Ø 47 to 115 mm.	802247782		0	0	0	0
	FTA Flange for reducing passenger car wheel support diameter	339673					
	CPT Small cone, ø 47-64 mm	339670					
	CMT Medium double sided cone, ø 60-115 mm	339671					
	GTM Basic ring nut Ø 46 mm for trucks and cars (manual spin).	802245933		-	-	-	0

NEW

■ = Standard ○ = Compatible - = NOT compatible

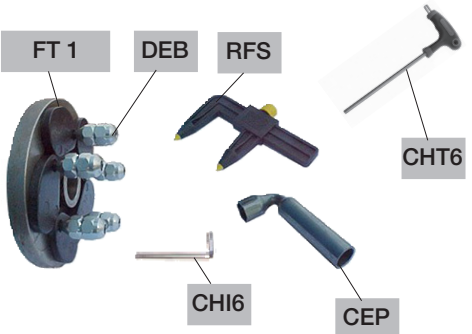


ACCESSORIES FOR OFF-THE-VEHICLE WHEEL BALANCERS FOR TRUCKS

ACCESSORIES FOR OFF-THE-VEHICLE WHEEL BALANCERS FOR TRUCKS				ET88	ET77	ET66 MO	ET66 MA
	DESCRIPTION	CODE					
CENTRING AND CLAMPING							
	GTV Basic ring nut Ø 46 mm for trucks and cars.	802239121		o	o	o	-
	GTR Quick ring nut Ø 46 mm for trucks and cars.	802443938		o	o	o	-
	FTE TRILEX EUROPE flange 20-22,5".	802441616		o	o	o	o
	FTD TRILEX DAYTON flange 20-22,5".	802443948		o	o	o	o
	MLT Manual spin crank for TRILEX flange.	802245061		-	-	-	o

NEW




■ = Standard o = Compatible - = NOT compatible

ACCESSORIES FOR OFF-THE-VEHICLE WHEEL BALANCERS FOR TRUCKS

	DESCRIPTION	CODE	ET88	ET77	ET66 MO	ET66 MA																		
CENTRING AND CLAMPING																								
	<p>FRU-SA D.46 - Universal flange for car and industrial vehicle wheels 3-4-5-6 holes (without central hole). Distance between holes \varnothing min. 90 max. 210 mm.</p> <table border="1"> <tr> <td>FT 1</td> <td>FRU Truch flange D.46</td> <td>4-135110</td> </tr> <tr> <td>CHT6</td> <td>T-Hexagonal key CH6</td> <td>4-105877</td> </tr> <tr> <td>DEB</td> <td>DOUBLE SIDED (conical and spherical) nut for fastening wheels</td> <td>321878</td> </tr> <tr> <td>CHI6</td> <td>Hexagonal key CH6</td> <td>2-00906</td> </tr> <tr> <td>RFS</td> <td>Hole detector for measuring wheel fastener hole distance</td> <td>2008177</td> </tr> <tr> <td>CEP</td> <td>Hexagonal key CH 22</td> <td>426517</td> </tr> </table>	FT 1	FRU Truch flange D.46	4-135110	CHT6	T-Hexagonal key CH6	4-105877	DEB	DOUBLE SIDED (conical and spherical) nut for fastening wheels	321878	CHI6	Hexagonal key CH6	2-00906	RFS	Hole detector for measuring wheel fastener hole distance	2008177	CEP	Hexagonal key CH 22	426517	8-21100256	O	O	O	O
FT 1	FRU Truch flange D.46	4-135110																						
CHT6	T-Hexagonal key CH6	4-105877																						
DEB	DOUBLE SIDED (conical and spherical) nut for fastening wheels	321878																						
CHI6	Hexagonal key CH6	2-00906																						
RFS	Hole detector for measuring wheel fastener hole distance	2008177																						
CEP	Hexagonal key CH 22	426517																						
	MLC hand spin handle for FRU-SA flange	802244344	-	-	-	O																		
MISCELLANEOUS																								
	<p>AL12 12v power supply kit - only for ET66 manual.</p> <table border="1"> <tr> <td>CCB</td> <td>Connection cable main board - connector</td> <td>243803</td> </tr> <tr> <td>CCB 1</td> <td>Cap</td> <td>437517</td> </tr> <tr> <td>CA</td> <td>Electric lighter cable</td> <td>243804</td> </tr> <tr> <td>CB</td> <td>12V power kit cable</td> <td>243805</td> </tr> </table>	CCB	Connection cable main board - connector	243803	CCB 1	Cap	437517	CA	Electric lighter cable	243804	CB	12V power kit cable	243805	802244796	-	-	-	O						
CCB	Connection cable main board - connector	243803																						
CCB 1	Cap	437517																						
CA	Electric lighter cable	243804																						
CB	12V power kit cable	243805																						

NEW ■ = Standard ○ = Compatible - = NOT compatible

ACCESSORIES FOR OFF-THE-VEHICLE WHEEL BALANCERS FOR TRUCKS

	DESCRIPTION	CODE		ET88	ET77	ET66 MO	ET66 MA
	PRT Wheel guard.	802260829		0	0	-	-
	AWR Adhesive weight remover.	802461006		0	0	0	0
	Monitor wide-screen 19".	8-21100235		0	-	-	-

NEW

■ = Standard ○ = Compatible - = NOT compatible



NEXION S.p.A.

Strada Statale 468 n° 9 - 42015 CORREGGIO - R.E. - ITALY

Tel. ++39 0522 639.111 - Fax ++39 0522 639.150 - www.corgi.com - info@corgi.com



To protect the planet and reduce paper usage, our catalogues are viewable online at the website www.corgi.com. Printing responsibly contributes to saving the environment.

The manufacturer reserves the right to modify the features of its products at any time.
Code DPC0000547C_WB_EX-06-2018